

**F
Y
2
0
2
2**

Medical Marijuana

2022 Fiscal Year Report

(July 1, 2021- June 30, 2022)

Arkansas Department of Health



**Arkansas Department of Finance and
Administration**



Table of Contents

Title Page.....	1
Table of Contents.....	2
FY 2022 Medical Marijuana Data Summary.....	3
Medical Marijuana Registry ID Application Status and Patients’ Qualifying Medical Conditions:	
Table 1: Medical Marijuana Registry ID Card Application Status.....	4
Table 2: Medical Marijuana Registry ID Card Renewal Application Status.....	5
Figure 1: Patients’ Qualifying Medical Conditions.....	6
Table 3: Patients’ Qualifying Medical Conditions.....	7
Appendices:	
A. 1: Percent of Patients with Medical Marijuana Registry ID Card by Gender.....	9
A. 2: Percent of Patients with Medical Marijuana Registry ID Card by Age-Group.....	10
A. 3: Percent of Patients with Medical Marijuana Registry ID Card by Race.....	11
A. 4: Number of Patients with Medical Marijuana Registry ID Card by County.....	12-13
Resources.....	14
Contact Information.....	15

FY 2022 Medical Marijuana Data Summary

The Arkansas Medical Marijuana Amendment of 2016 requires the Arkansas Department of Health and the Arkansas Department of Finance and Administration to submit specific Fiscal Year (FY) data related to Medical Marijuana activities.

The FY 2022 data updates are presented below.

Applications submitted for Registry ID Card = 86,380 Patients
(Please refer to page 4 for caregivers & visitors information.)

Applications filed for renewal = 50,228 Patients
(Please refer to page 5 for caregivers & visitors information.)

Patients' qualifying medical conditions = refer to page 6

Number of Registry ID Cards revoked = 1

Number of physicians providing written certifications = 989

Number of licensed dispensaries = 38
Number of dispensaries in operation = 38

Number of licensed cultivation facilities in operation = 8

Number of licenses revoked to operate dispensary = 0

Number of licenses revoked to operate cultivation facility = 0

Number of dispensary agents = 1,959

Number of cultivation facility agents = 1,546

Sources: Medical Marijuana Program, Arkansas Department of Health and Alcoholic Beverage Control

Medical Marijuana Registry Application Status

Table 1: Medical Marijuana Registry ID Card Application Status, Arkansas, FY 2022

Status	Patient	Caregiver	Visitor
Submitted	86,380	1,035	7,226
Approved	85,192	475	7,040

Note: A visitor is an individual either from another state visiting Arkansas or recently moved to Arkansas that received a temporary 30 day Medical Marijuana Registry ID card

- This information represents the total of both new and renewed applications submitted and approved from July 1, 2021 to June 30, 2022.
- A total of 86,380 patients submitted applications for a Medical Marijuana Registry ID Card. Of those, 85,192 applications were approved. There were 1,188 applications pending due to incomplete information.
- A total of 1,035 caregivers submitted applications for Medical Marijuana Registry ID Cards. Of those, 475 applications were approved. There were 560 applications pending due to incomplete information.
- A total of 7,226 visitors submitted applications for Medical Marijuana Registry ID Cards. Of those, 7,040 applications were approved. There were 186 applications pending due to incomplete information.
- There was 1 revocation of patient or caregiver Registry ID Cards during the fiscal period.

Medical Marijuana Registry Renewal Application Status

Table 2: Medical Marijuana Registry ID Card Renewal Application Status, Arkansas, FY 2022

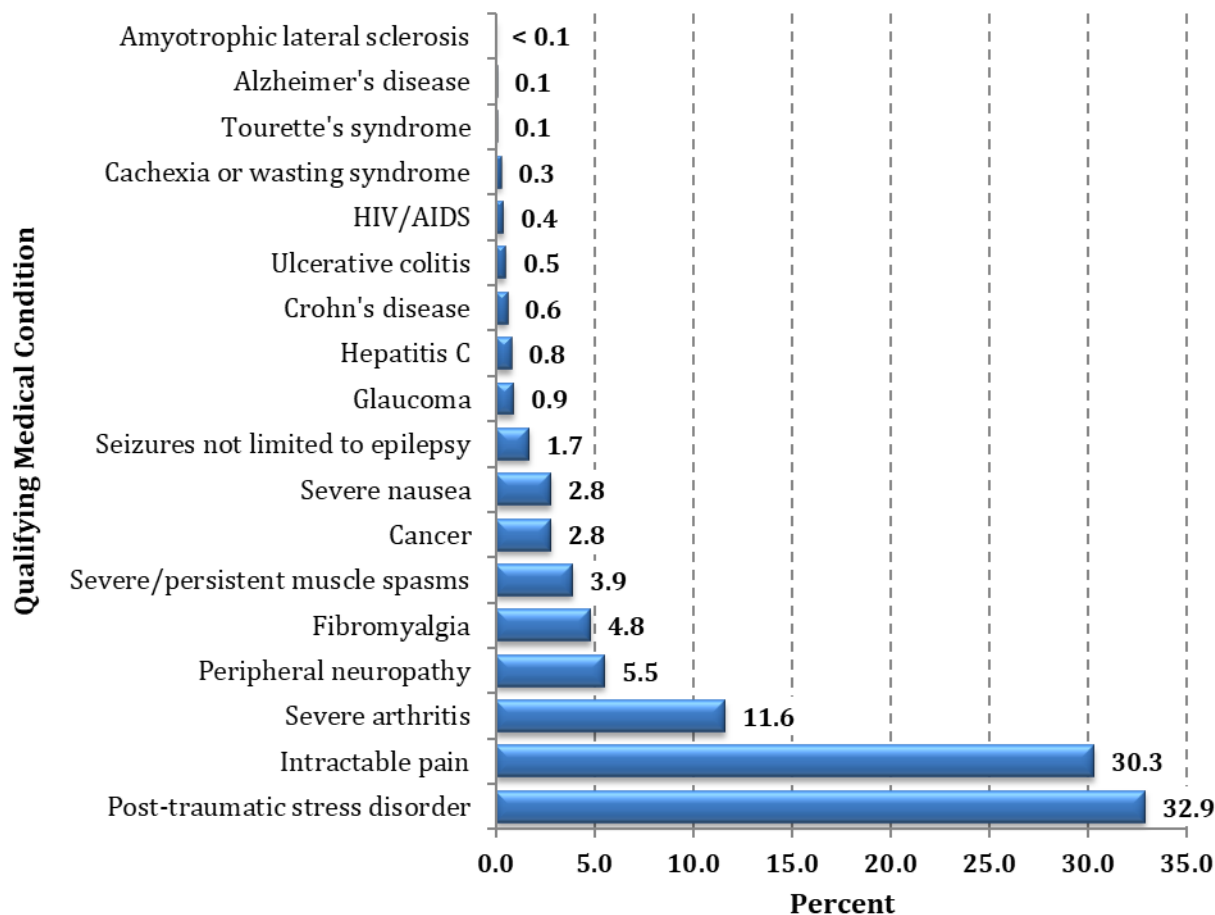
Status	Patient	Caregiver	Visitor
Submitted	50,228	263	4,257
Approved	45,060	130	3,832

Note: A visitor is an individual either from another state visiting Arkansas or recently moved to Arkansas that received a temporary 30 day Medical Marijuana Registry ID card

- A total of 50,228 patient renewal applications were submitted for Medical Marijuana Registry ID Cards. Of those, 45,060 patient renewal applications were approved. There were 5,168 applications pending due to incomplete information.
- A total of 263 caregiver renewal applications were submitted for Medical Marijuana Registry ID Cards. Of those, 130 renewal applications were approved. There were 133 renewal applications pending due to incomplete information.
- A total of 4,257 visitor renewal applications were submitted for Medical Marijuana Registry ID Cards. Of those, 3,832 visitor renewal applications were approved. There were 425 renewal applications pending due to incomplete information.

Patients' Qualifying Medical Conditions

Figure 1: Patients' Qualifying Medical Conditions, Arkansas, FY 2022



- The most prevalent qualifying medical condition among Medical Marijuana Registry ID Card recipients was Post-traumatic stress disorder (32.9%).
- The second and third most prevalent conditions were Intractable pain, which is pain that has not responded to ordinary medications, treatment or surgical measures for more than six (6) months (30.3%) and severe arthritis (11.6%), followed by peripheral neuropathy (5.5%) and fibromyalgia (4.8%).
- The least prevalent medical conditions reported were amyotrophic lateral sclerosis (< 0.1%), Alzheimer's disease (0.1%), and Tourette's syndrome (0.1%).

Patients' Qualifying Medical Conditions

Table 3: Patients' Qualifying Medical Conditions, Arkansas, FY 2022

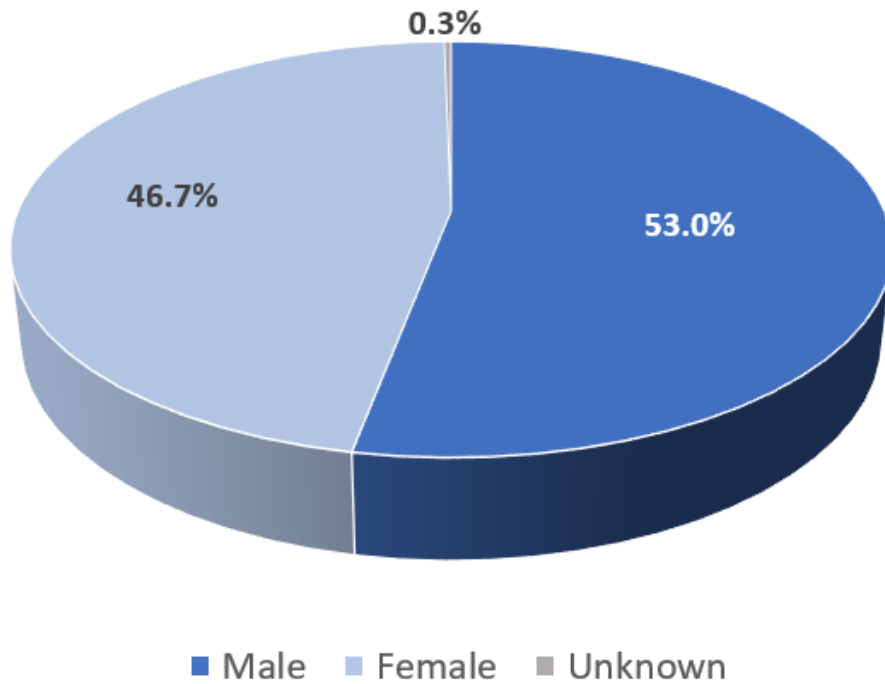
Patients' Qualifying Medical Conditions	Count	Percent
Post-traumatic stress disorder	56,237	32.9
Intractable pain, which is pain that has not responded to ordinary medications, treatment or surgical measures for more than six (6) months	51,792	30.3
Severe arthritis	19,858	11.6
Peripheral neuropathy	9,395	5.5
Fibromyalgia	8,152	4.8
Severe and persistent muscle spasms, including without limitation those characteristic of multiple sclerosis	6,606	3.9
Cancer	4,855	2.8
Severe nausea	4,712	2.8
Seizures, including without limitation those characteristic of epilepsy	2,834	1.7
Glaucoma	1,463	0.9
Hepatitis C	1,379	0.8
Crohn's disease	980	0.6
Ulcerative colitis	868	0.5
Positive status for human immunodeficiency virus/ acquired immune deficiency syndrome	731	0.4
Cachexia or wasting syndrome	508	0.3
Tourette's syndrome	209	0.1
Alzheimer's disease	129	0.1
Amyotrophic lateral sclerosis	47	<0.1

Many patients had more than one qualifying medical condition.

Appendices

Appendix 1

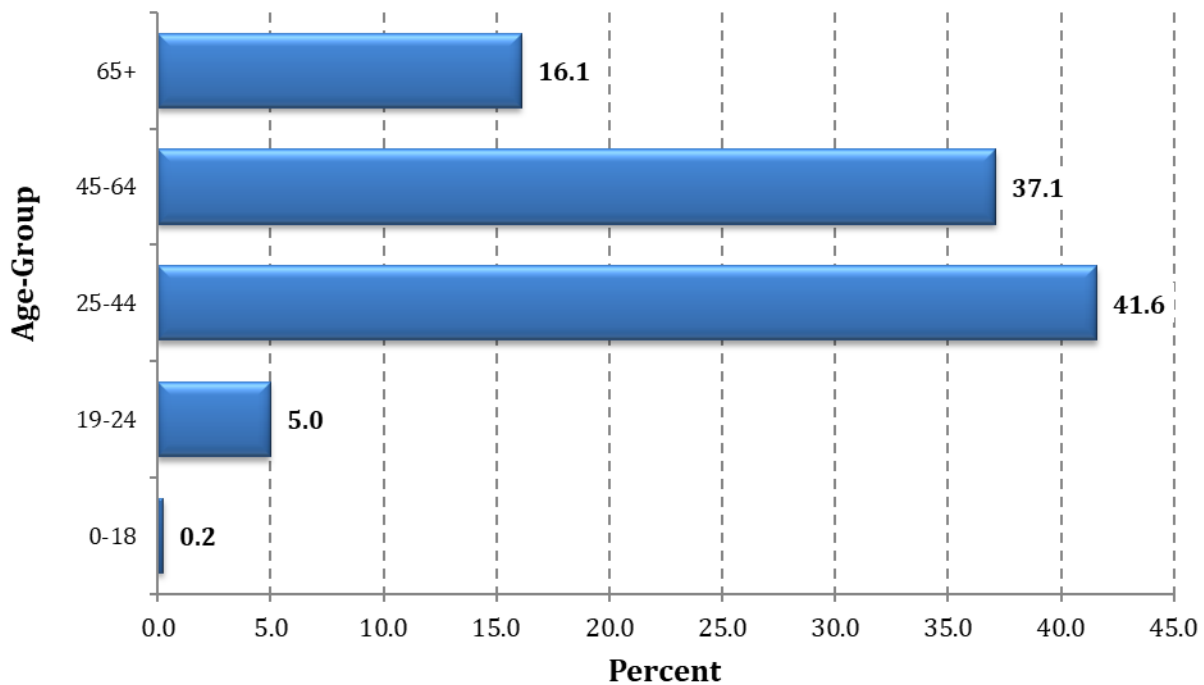
Percent of Approved Patients with Medical Marijuana Registry ID Card by Gender, Arkansas, FY 2022



Counts and Percentages by Gender		
Gender	Count	Percent
Male	45,190	53.0
Female	39,762	46.7
Unknown	240	0.3
Total	85,192	100.0

Appendix 2

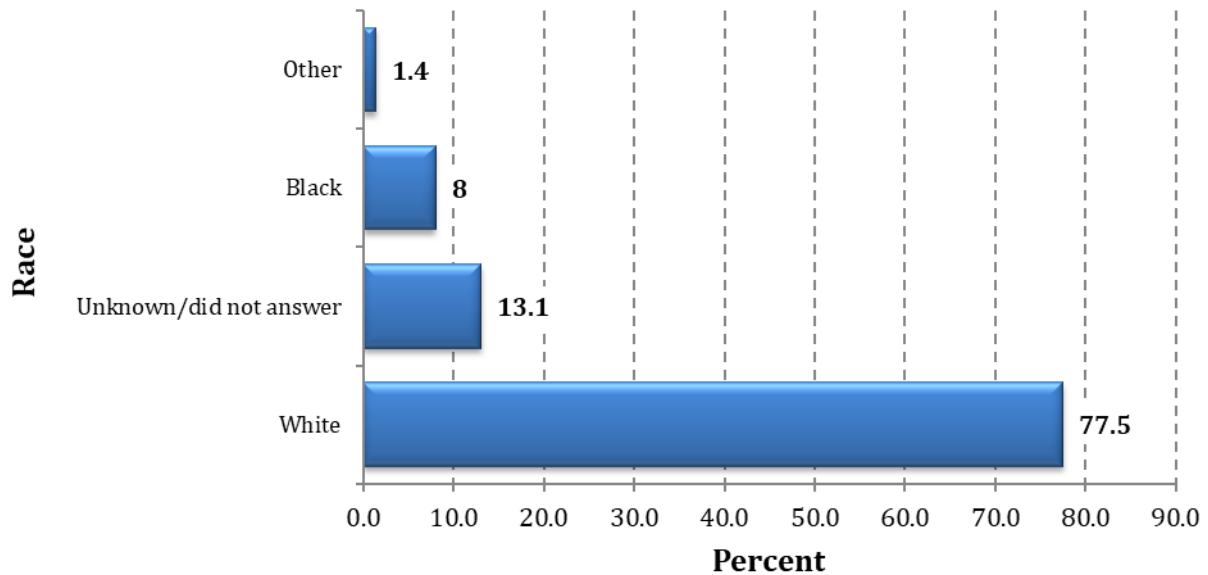
Percent of Approved Patients with Medical Marijuana Registry ID Card by Age-Group, Arkansas, FY 2022



Counts and Percentages by Age-Group		
Age-Group	Count	Percent
0 to 18 years	181	0.2
19 to 24 years	4,233	5.0
25 to 44 years	35,400	41.6
45 to 64 years	31,639	37.1
≥65 years	13,739	16.1
Total	85,192	100

Appendix 3

Percent of Approved Patients with Medical Marijuana Registry ID Card by Race, Arkansas, FY 2022

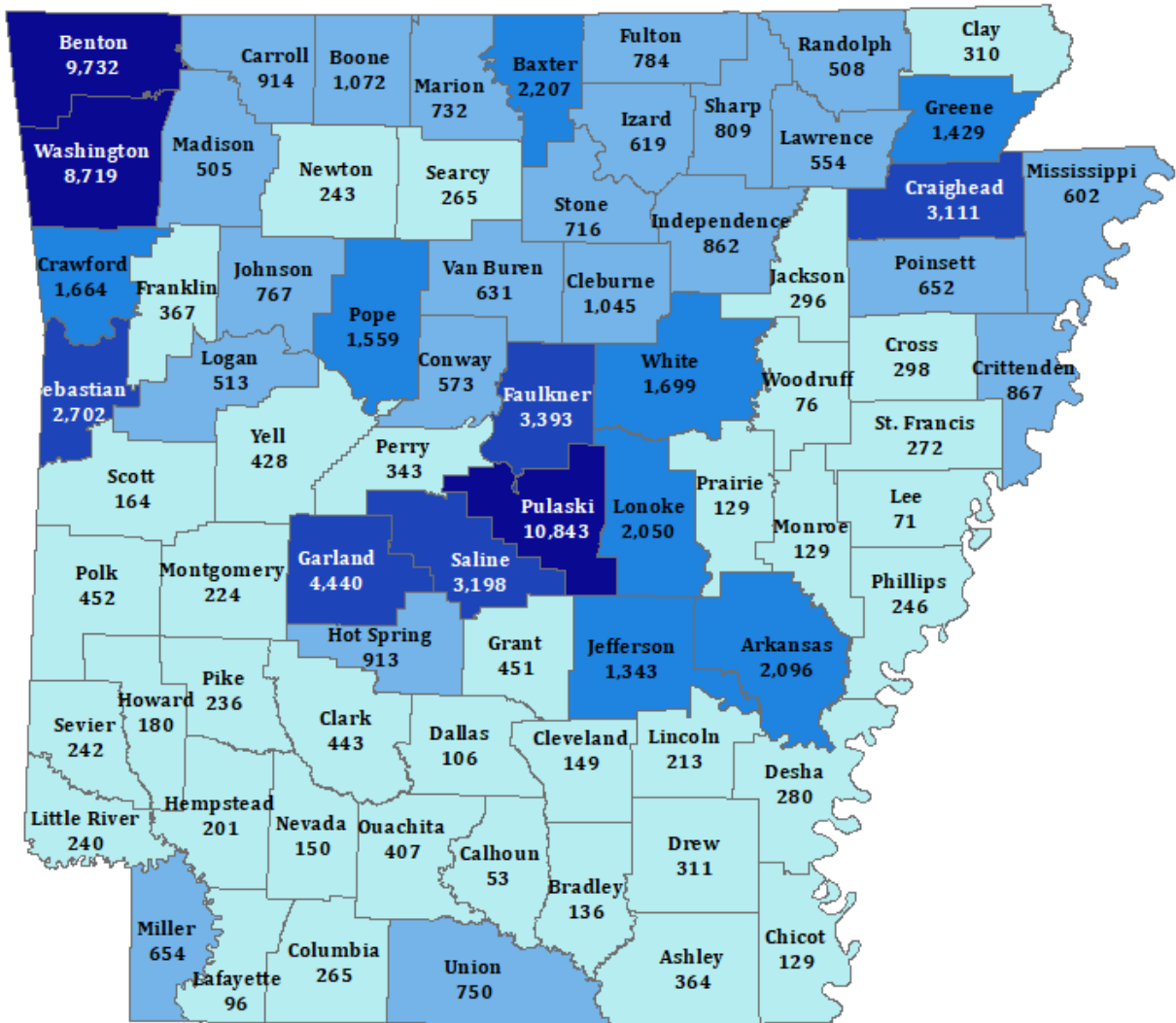


Counts and Percentages by Race		
Race/Ethnicity	Count	Percent
White	65,987	77.5
Unknown/Did not answer	11,140	13.1
Black	6,845	8.0
Other	1,220	1.4
Total	85,192	100

Note: The "Other" Race category consists of Alaskan or American Indian and Asian or Pacific Islanders.

Appendix 4

Number of Approved Patients with Medical Marijuana Registry ID Card by County, Arkansas, FY 2022



Appendix 4

Number of Approved Patients with Medical Marijuana Registry ID Card by County, Arkansas, FY 2022

County	Count
Arkansas	2,096
Ashley	364
Baxter	2,207
Benton	9,732
Boone	1,072
Bradley	136
Calhoun	53
Carroll	914
Chicot	129
Clark	443
Clay	310
Cleburne	1,045
Cleveland	149
Columbia	265
Conway	573
Craighead	3,111
Crawford	1,664
Crittenden	867
Cross	298
Dallas	106
Desha	280
Drew	311
Faulkner	3,393
Franklin	367
Fulton	784
Garland	4,440
Grant	451
Greene	1,429
Hempstead	201
Hot Spring	913
Howard	180
Independence	862
Izard	619
Jackson	296
Jefferson	1,343
Johnson	767
Lafayette	96
Lawrence	554

County	Count
Lee	71
Lincoln	213
Little River	240
Logan	513
Lonoke	2050
Madison	505
Marion	732
Miller	654
Mississippi	602
Monroe	129
Montgomery	224
Nevada	150
Newton	243
Ouachita	407
Perry	343
Phillips	246
Pike	236
Poinsett	652
Polk	452
Pope	1559
Prairie	129
Pulaski	10,843
Randolph	508
St. Francis	272
Saline	3198
Scott	164
Searcy	265
Sebastian	2,702
Sevier	242
Sharp	809
Stone	716
Union	750
Van Buren	631
Washington	8,719
White	1,699
Woodruff	76
Yell	428
State	85,192

Resources

1. Medical Marijuana Program, Arkansas Department: <https://www.healthy.arkansas.gov/programs-services/topics/medical-marijuana>
2. Medical Marijuana, Alcoholic Beverage Control and Arkansas Medical Marijuana Commission: <https://www.dfa.arkansas.gov/medical-marijuana-commission/>

Contact Information

Media:

Arkansas Department of Health
Office of Health Communications
adh.communications@arkansas.gov

Application, Cultivator and Dispensary Questions:

Alcoholic Beverage Control
Medical Marijuana Commission
<https://www.dfa.arkansas.gov/medical-marijuana-commission/>