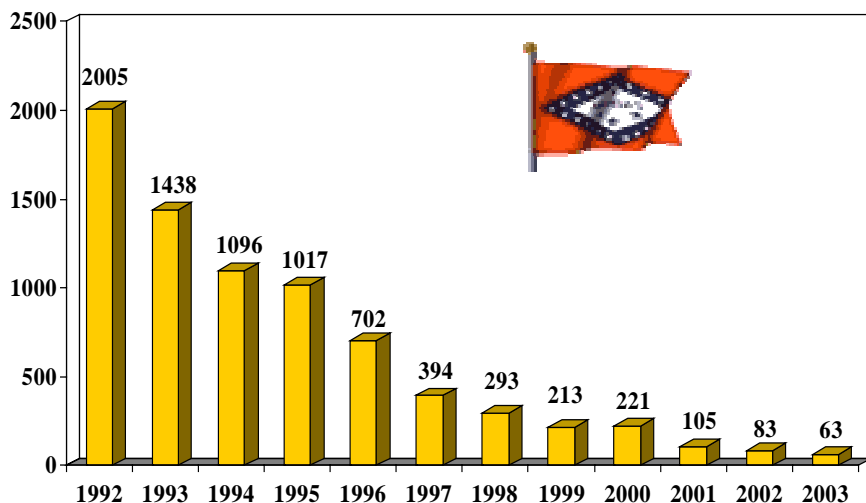


STD Quarterly Statistics

Early Syphilis

1992 – September 2003



| Demographics | 1997 | 1998 | 1999 | 2000 | 2001 | 2002 | 2003 |
|---------------|------|------|------|------|------|------|------|
| Male | 165 | 126 | 92 | 101 | 52 | 35 | 26 |
| Female | 229 | 167 | 121 | 120 | 53 | 48 | 37 |
| 0-14 | 2 | 4 | 1 | 0 | 0 | 0 | 0 |
| 15-19 | 61 | 47 | 14 | 29 | 13 | 8 | 6 |
| 20-24 | 83 | 51 | 38 | 50 | 23 | 12 | 11 |
| 25-29 | 69 | 45 | 41 | 23 | 19 | 14 | 12 |
| 30-34 | 51 | 47 | 26 | 38 | 12 | 17 | 14 |
| 35-39 | 42 | 35 | 38 | 24 | 15 | 6 | 4 |
| 40-44 | 47 | 24 | 27 | 18 | 14 | 12 | 8 |
| 45-54 | 22 | 29 | 19 | 26 | 7 | 11 | 7 |
| 55-64 | 13 | 7 | 3 | 6 | 2 | 3 | 1 |
| 65+ | 4 | 4 | 2 | 7 | 0 | 0 | 0 |
| Unknown | 0 | 0 | 4 | 0 | 0 | 0 | 0 |
| White | 45 | 44 | 31 | 18 | 16 | 12 | 8 |
| Black | 329 | 247 | 177 | 190 | 86 | 67 | 51 |
| Hispanic | 2 | 0 | 1 | 10 | 1 | 3 | 3 |
| Other/Unk | 18 | 2 | 4 | 3 | 2 | 1 | 1 |
| Total | 394 | 293 | 213 | 221 | 105 | 83 | 63 |
| Con. Syphilis | 40 | 28 | 12 | 10 | 8 | 10 | 0 |



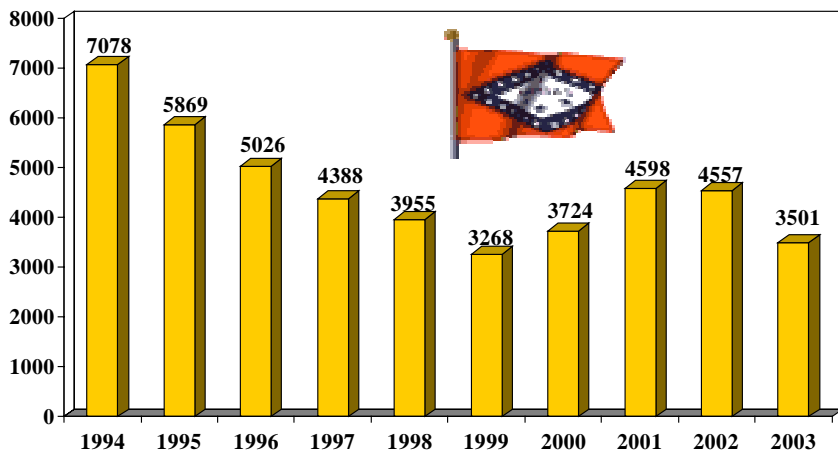
For more information on STD call
Mark Barnes STD Prevention Manager
AIDS/STD Program (501) 661-2408 or
www.healthyarkansas.com

| County | 2002 count | Rate* |
|--------------|------------|-----------|
| Arkansas | 0 | 0 |
| Ashley | 1 | 4.13 |
| Baxter | 0 | 0 |
| Benton | 0 | 0 |
| Boone | 0 | 0 |
| Bradley | 0 | 0 |
| Calhoun | 0 | 0 |
| Carroll | 0 | 0 |
| Chicot | 0 | 0 |
| Clark | 0 | 0 |
| Clay | 0 | 0 |
| Cleburne | 0 | 0 |
| Cleveland | 0 | 0 |
| Columbia | 2 | 7.81 |
| Conway | 0 | 0 |
| Craighead | 2 | 2.43 |
| Crawford | 0 | 0 |
| Crittenden | 26 | 51.1 |
| Cross | 2 | 10.24 |
| Dallas | 0 | 0 |
| Desha | 1 | 6.52 |
| Drew | 4 | 21.36 |
| Faulkner | 0 | 0 |
| Franklin | 0 | 0 |
| Fulton | 0 | 0 |
| Garland | 1 | 1.13 |
| Grant | 0 | 0 |
| Greene | 0 | 0 |
| Hempstead | 1 | 4.24 |
| Hot Spring | 0 | 0 |
| Howard | 0 | 0 |
| Independen | 0 | 0 |
| Izard | 1 | 7.55 |
| Jackson | 1 | 5.42 |
| Jefferson | 3 | 3.56 |
| Johnson | 0 | 0 |
| Lafayette | 0 | 0 |
| Lawrence | 0 | 0 |
| Lee | 0 | 0 |
| Lincoln | 0 | 0 |
| Little River | 0 | 0 |
| Logan | 1 | 4.45 |
| Lonoke | 0 | 0 |
| Madison | 0 | 0 |
| Marion | 0 | 0 |
| Miller | 1 | 2.47 |
| Mississippi | 0 | 0 |
| Monroe | 1 | 9.75 |
| Montgomer | 1 | 10.81 |
| Nevada | 0 | 0 |
| Newton | 0 | 0 |
| Ouachita | 0 | 0 |
| Perry | 0 | 0 |
| Phillips | 0 | 0 |
| Pike | 0 | 0 |
| Poinsett | 1 | 3.9 |
| Polk | 0 | 0 |
| Pope | 0 | 0 |
| Prairie | 0 | 0 |
| Pulaski | 11 | 3.04 |
| Randolph | 0 | 0 |
| St. Francis | 3 | 10.23 |
| Saline | 1 | 1.2 |
| Scott | 0 | 0 |
| Searcy | 0 | 0 |
| Sebastian | 0 | 0 |
| Sevier | 0 | 0 |
| Sharp | 0 | 0 |
| Stone | 0 | 0 |
| Union | 17 | 37.26 |
| Van Buren | 0 | 0 |
| Washington | 1 | 0.63 |
| White | 0 | 0 |
| Woodruff | 0 | 0 |
| Yell | 0 | 0 |
| Total | 83 | *per 100K |

STD Quarterly Statistics

Gonorrhea

1994 – September 2003



| Demographics | 1997 | 1998 | 1999 | 2000 | 2001 | 2002 | 2003 |
|--------------|------|------|------|------|------|------|------|
| Male | 2306 | 2032 | 1675 | 1881 | 2205 | 2179 | 1655 |
| Female | 2082 | 1923 | 1593 | 1843 | 2393 | 2378 | 1844 |
| 0-14 | 91 | 74 | 78 | 72 | 82 | 113 | 92 |
| 15-19 | 1401 | 1278 | 1052 | 1135 | 1321 | 1408 | 1109 |
| 20-24 | 1341 | 1335 | 1156 | 1340 | 1593 | 1525 | 1160 |
| 25-29 | 574 | 543 | 418 | 552 | 719 | 680 | 524 |
| 30-34 | 340 | 287 | 204 | 231 | 346 | 316 | 243 |
| 35-39 | 257 | 187 | 141 | 183 | 232 | 215 | 163 |
| 40-44 | 148 | 138 | 105 | 91 | 123 | 118 | 80 |
| 45-54 | 88 | 72 | 70 | 78 | 99 | 117 | 81 |
| 55-64 | 25 | 20 | 10 | 16 | 26 | 27 | 20 |
| 65+ | 5 | 6 | 8 | 5 | 11 | 9 | 8 |
| Unknown | 118 | 15 | 26 | 21 | 46 | 29 | 21 |
| White | 399 | 442 | 407 | 491 | 578 | 639 | 474 |
| Black | 3210 | 3290 | 2571 | 2916 | 3135 | 3549 | 3732 |
| Hispanic | 16 | 28 | 30 | 33 | 48 | 57 | 46 |
| Other/Unk | 763 | 195 | 260 | 284 | 837 | 312 | 227 |
| Total | 4388 | 3955 | 3268 | 3724 | 4598 | 4557 | 3501 |



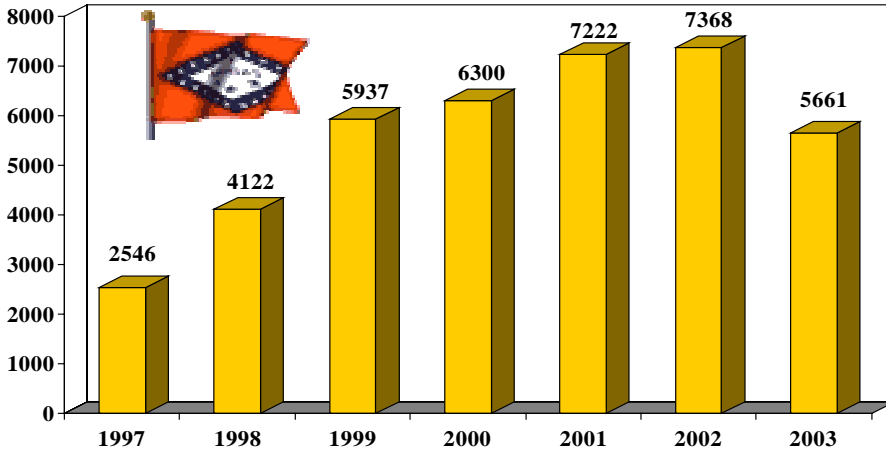
For more information on STD call
Mark Barnes STD Prevention Manager
AIDS/STD Program (501) 661-2408 or
www.healthyarkansas.com

| County | 2002 count | Rate* |
|--------------|------------|-----------|
| Arkansas | 56 | 269.9 |
| Ashley | 30 | 123.9 |
| Baxter | 1 | 2.6 |
| Benton | 26 | 16.9 |
| Boone | 6 | 17.7 |
| Bradley | 27 | 214.3 |
| Calhoun | 6 | 104.5 |
| Carroll | 5 | 19.7 |
| Chicot | 52 | 368.4 |
| Clark | 20 | 84.9 |
| Clay | 0 | 0 |
| Cleburne | 0 | 0 |
| Cleveland | 6 | 70 |
| Columbia | 93 | 363.2 |
| Conway | 27 | 132.8 |
| Craighead | 97 | 118.1 |
| Crawford | 32 | 60.1 |
| Crittenden | 184 | 361.7 |
| Cross | 46 | 235.6 |
| Dallas | 18 | 195.4 |
| Desha | 68 | 443.3 |
| Drew | 49 | 261.7 |
| Faulkner | 72 | 83.7 |
| Franklin | 0 | 0 |
| Fulton | 1 | 8.6 |
| Garland | 191 | 216.9 |
| Grant | 5 | 30.4 |
| Greene | 7 | 18.8 |
| Hempstead | 65 | 275.6 |
| Hot Spring | 20 | 65.9 |
| Howard | 39 | 272.7 |
| Independen | 11 | 32.1 |
| Izard | 1 | 7.5 |
| Jackson | 12 | 65.2 |
| Jefferson | 590 | 700.1 |
| Johnson | 1 | 4.4 |
| Lafayette | 15 | 175.3 |
| Lawrence | 7 | 39.4 |
| Lee | 27 | 214.6 |
| Lincoln | 23 | 158.7 |
| Little River | 35 | 256.8 |
| Logan | 4 | 17.8 |
| Lonoke | 36 | 68.1 |
| Madison | 2 | 14 |
| Marion | 2 | 12.4 |
| Miller | 142 | 351.1 |
| Mississippi | 142 | 273.2 |
| Monroe | 39 | 380.3 |
| Montgomery | 3 | 32.4 |
| Nevada | 20 | 200.9 |
| Newton | 0 | 0 |
| Ouachita | 129 | 448.1 |
| Perry | 1 | 9.8 |
| Phillips | 80 | 302.5 |
| Pike | 4 | 35.4 |
| Poinsett | 37 | 144.5 |
| Polk | 5 | 24.7 |
| Pope | 19 | 34.9 |
| Prairie | 7 | 73.4 |
| Pulaski | 1246 | 344.7 |
| Randolph | 2 | 11 |
| St. Francis | 100 | 341 |
| Saline | 27 | 32.3 |
| Scott | 3 | 27.3 |
| Searcy | 0 | 0 |
| Sebastian | 244 | 212 |
| Sevier | 7 | 44.4 |
| Sharp | 2 | 11.7 |
| Stone | 1 | 8.7 |
| Union | 175 | 383.5 |
| Van Buren | 4 | 24.7 |
| Washington | 84 | 53.3 |
| White | 14 | 20.8 |
| Woodruff | 2 | 22.9 |
| Yell | 3 | 14.2 |
| Total | 4557 | *per 100K |

STD Quarterly Statistics

Chlamydia

1997 – September 2003



| Demographics | 1997 | 1998 | 1999 | 2000 | 2001 | 2002 | 2003 |
|------------------|------|------|------|------|------|------|------|
| Male | 145 | 267 | 1261 | 1229 | 1305 | 1499 | 1158 |
| Female | 2401 | 3855 | 4676 | 5071 | 5917 | 5869 | 4495 |
| 0-14 | 151 | 143 | 144 | 163 | 182 | 208 | 170 |
| 15-19 | 1112 | 1974 | 2567 | 2647 | 2927 | 3007 | 2282 |
| 20-24 | 842 | 1389 | 2200 | 2351 | 2681 | 2729 | 2122 |
| 25-29 | 227 | 394 | 596 | 689 | 858 | 865 | 656 |
| 30-34 | 86 | 119 | 236 | 253 | 258 | 278 | 210 |
| 35-39 | 38 | 45 | 86 | 78 | 116 | 122 | 93 |
| 40-44 | 12 | 15 | 48 | 46 | 47 | 45 | 34 |
| 45-54 | 7 | 6 | 21 | 22 | 30 | 30 | 27 |
| 55-64 | 1 | 2 | 2 | 9 | 10 | 8 | 4 |
| 65+ | 3 | 2 | 3 | 5 | 1 | 4 | 3 |
| Unk | 67 | 33 | 34 | 37 | 112 | 72 | 60 |
| White | 370 | 1049 | 1762 | 1893 | 1882 | 2139 | 1648 |
| Black | 1185 | 2756 | 3467 | 3651 | 3777 | 4399 | 3380 |
| Hispan | 16 | 78 | 236 | 205 | 202 | 266 | 199 |
| Other/unk | 975 | 239 | 472 | 551 | 1361 | 564 | 434 |
| Total | 2546 | 4122 | 5937 | 6300 | 7222 | 7368 | 5661 |

| County | 2002 count | Rate* |
|--------------|------------|-----------|
| Arkansas | 74 | 356.6 |
| Ashley | 80 | 330.5 |
| Baxter | 33 | 86 |
| Benton | 154 | 100.4 |
| Boone | 45 | 132.6 |
| Bradley | 43 | 341.3 |
| Calhoun | 22 | 383 |
| Carroll | 41 | 161.7 |
| Chicot | 93 | 658.8 |
| Clark | 65 | 276.1 |
| Clay | 11 | 62.5 |
| Cleburne | 14 | 58.2 |
| Cleveland | 21 | 245 |
| Columbia | 188 | 734.3 |
| Conway | 22 | 108.2 |
| Craighead | 191 | 232.5 |
| Crawford | 53 | 99.5 |
| Crittenden | 291 | 572.1 |
| Cross | 57 | 291.9 |
| Dallas | 36 | 390.9 |
| Desha | 96 | 625.8 |
| Drew | 71 | 379.2 |
| Faulkner | 134 | 155.8 |
| Franklin | 23 | 129.4 |
| Fulton | 13 | 111.7 |
| Garland | 207 | 235 |
| Grant | 11 | 66.8 |
| Greene | 44 | 117.9 |
| Hempstead | 167 | 708 |
| Hot Spring | 76 | 250.4 |
| Howard | 79 | 552.4 |
| Independen | 44 | 128.5 |
| Izard | 7 | 52.8 |
| Jackson | 55 | 298.6 |
| Jefferson | 588 | 697.7 |
| Johnson | 34 | 149.2 |
| Lafayette | 49 | 572.5 |
| Lawrence | 17 | 95.6 |
| Lee | 65 | 516.7 |
| Lincoln | 50 | 345 |
| Little River | 63 | 462.3 |
| Logan | 32 | 142.3 |
| Lonoke | 81 | 153.3 |
| Madison | 14 | 98.3 |
| Marion | 10 | 62 |
| Miller | 227 | 561.3 |
| Mississippi | 230 | 442.5 |
| Monroe | 63 | 614.4 |
| Montgomer | 11 | 119 |
| Nevada | 39 | 391.8 |
| Newton | 7 | 81.3 |
| Ouachita | 171 | 594 |
| Perry | 9 | 88.2 |
| Phillips | 95 | 359.2 |
| Pike | 13 | 115 |
| Poinsett | 80 | 312.3 |
| Polk | 15 | 74.2 |
| Pope | 84 | 154.2 |
| Prairie | 24 | 251.6 |
| Pulaski | 1337 | 369.9 |
| Randolph | 18 | 98.9 |
| St. Francis | 174 | 593.3 |
| Saline | 89 | 106.5 |
| Scott | 9 | 81.8 |
| Searcy | 4 | 48.4 |
| Sebastian | 349 | 303.3 |
| Sevier | 54 | 342.7 |
| Sharp | 9 | 52.6 |
| Stone | 8 | 69.6 |
| Union | 183 | 401.1 |
| Van Buren | 6 | 37.1 |
| Washington | 382 | 242.2 |
| White | 71 | 105.7 |
| Woodruff | 9 | 103 |
| Yell | 35 | 165.6 |
| Total | 7368 | *per 100K |



For more information on STD call
 Mark Barnes STD Prevention Manager
 AIDS/STD Program (501) 661-2408 or
www.healtharkansas.com