

# Arkansas - The Natural State

## HIV/AIDS Report

December 31, 2003

### SUMMARY

The cumulative total of HIV cases (1983-12/31/03) is 5,781. Of that number, 3,558 meet the AIDS case definition. Of that 3,558 AIDS cases reported since 1983, 1,549 (44%) have died.

For more information:

HIV/AIDS Statistic  
Keeven Murphy

HIV Services  
Lola Thrower

STD Program Manager  
Mark Barnes

HIV Prevention Program Support Manager  
Terre Roderick

501.661.2408

# Arkansas Department Of Health

## HIV/AIDS Surveillance

### HIV in ARKANSAS

**December 31, 2003**

Demographics	83-'95	1996	1997	1998	1999	2000	2001	2002	2003	Total	%
<b>Male</b>	<b>2619</b>	<b>262</b>	<b>261</b>	<b>284</b>	<b>268</b>	<b>251</b>	<b>233</b>	<b>229</b>	<b>138</b>	<b>4598</b>	<b>80</b>
<b>Female</b>	<b>555</b>	<b>77</b>	<b>90</b>	<b>70</b>	<b>84</b>	<b>73</b>	<b>99</b>	<b>81</b>	<b>54</b>	<b>1183</b>	<b>20</b>
<b>Under 5</b>	34	1	8	4	6	3	0	4	0	60	1
<b>5--12</b>	9	0	0	0	3	0	0	0	0	12	0
<b>13--19</b>	114	21	18	10	11	7	11	8	7	207	4
<b>20--24</b>	406	29	36	32	40	33	33	35	28	672	12
<b>25--29</b>	705	60	53	59	45	43	55	35	31	1085	19
<b>30--34</b>	729	81	75	74	67	67	59	46	52	1251	22
<b>35--39</b>	534	70	64	75	68	73	63	57	44	1048	18
<b>40--44</b>	305	34	47	47	49	51	53	56	32	674	12
<b>45--49</b>	150	18	33	26	30	22	29	33	25	366	6
<b>50--54</b>	79	14	8	16	14	8	16	21	12	188	3
<b>55--59</b>	46	5	6	4	9	11	5	9	6	101	2
<b>60--64</b>	31	1	2	3	6	4	6	4	6	63	1
<b>65+</b>	32	5	1	4	4	2	2	2	2	54	1
<b>White</b>	1992	187	181	194	199	171	142	132	98	3299	59
<b>Black</b>	1147	143	161	150	144	139	171	160	116	2334	39
<b>Hispanic</b>	2	62	6	8	8	12	13	7	13	95	1
<b>Other/ Unknown</b>	13	3	3	2	1	2	6	11	18	53	1
<b>Male/Male Sex</b>	1680	160	141	169	168	161	132	127	87	2826	49
<b>Injection Drug User (IDU)</b>	506	36	63	49	46	38	36	24	7	802	14
<b>M/M Sex+IDU</b>	271	26	19	14	12	20	2	8	9	381	7
<b>Heterosexual/ Known Risk</b>	504	80	90	69	76	67	63	46	12	1007	18
<b>Transfusion</b>	49	2	1	2	1	0	0	0	0	55	1
<b>Perinatal</b>	35	1	8	4	9	3	0	2	0	62	1
<b>Hemophiliac</b>	45	0	0	2	0	0	3	2	0	52	1
<b>Undetermined</b>	84	34	29	46	42	35	96	100	130	596	10
<b>Total</b>	<b>3174</b>	<b>339</b>	<b>351</b>	<b>354</b>	<b>352</b>	<b>324</b>	<b>332</b>	<b>310</b>	<b>245</b>	<b>5781</b>	<b>100</b>

#### HIV CASES BY COUNTY

County	1983 06/30/03	01/01/02 12/31/02	Case Rate per 100K
Arkansas	27	0	0.0
Ashley	24	0	0.0
Baxter	40	*	5.5
Benton	151	7	5.1
Boone	39	*	6.3
Bradley**	20	4	35.1
Calhoun**	9	4	17.7
Carroll**	51	*	17.8
Chicot	30	*	6.7
Clark	31	*	9.3
Clay	5	*	0.0
Cleburne	19	*	4.3
Cleveland	*	0	0.0
Columbia	34	*	12.2
Conway	29	*	0.0
Craighead	125	10	12.9
Crawford	57	*	5.8
Crittenden**	282	11	21.9
Cross	33	*	5.2
Dallas	10	0	0.0
Desha	23	*	6.7
Drew	20	*	5.7
Faulkner	87	6	7.5
Franklin	14	*	6.0
Fulton	4	0	0.0
Garland	221	5	5.9
Grant	6	0	0.0
Greene	33	*	2.7
Hempstead	39	*	4.5
Hot Spring	32	0	0.0
Howard	14	0	0.0
Independence	34	0	0.0
Izard	11	0	0.0
Jackson	12	*	5.7
Jefferson	226	6	7.4
Johnson	13	*	4.7
Lafayette	10	0	0.0
Lawrence	14	0	0.0
Lee	24	0	0.0
Lincoln	7	0	0.0
Little River	25	*	7.7
Logan	15	*	4.7
Lonoke	34	*	5.8
Madison	6	0	0.0
Marion	10	0	0.0
Miller	139	*	7.6
Mississippi	89	4	8.0
Monroe	22	0	0.0
Montgomery	7	0	0.0
Nevada	7	0	0.0
Newton	10	0	0.0
Ouachita	52	0	0.0
Perry	8	0	0.0
Phillips**	71	5	18.5
Pike	4	0	0.0
Poinsett	20	*	4.1
Polk	14	0	0.0
Pope	67	*	1.9
Prairie	8	0	0.0
Pulaski**	1928	78	22.3
Randolph	9	*	5.6
St. Francis	109	*	7.2
Saline	50	4	5.1
Scott	4	0	0.0
Searcy	7	0	0.0
Sebastian	310	9	8.5
Sevier	15	*	6.8
Sharp	13	0	0.0
Stone	6	0	0.0
Union**	200	11	24.5
Van Buren	7	0	0.0
Washington**	401	18	12.3
White	65	*	4.6
Woodruff**	7	*	11.5
Yell**	20	*	10.6
Prison	148	17	n/a

\*\*Top ten case rates \*Case Number 1-3 are not indicated

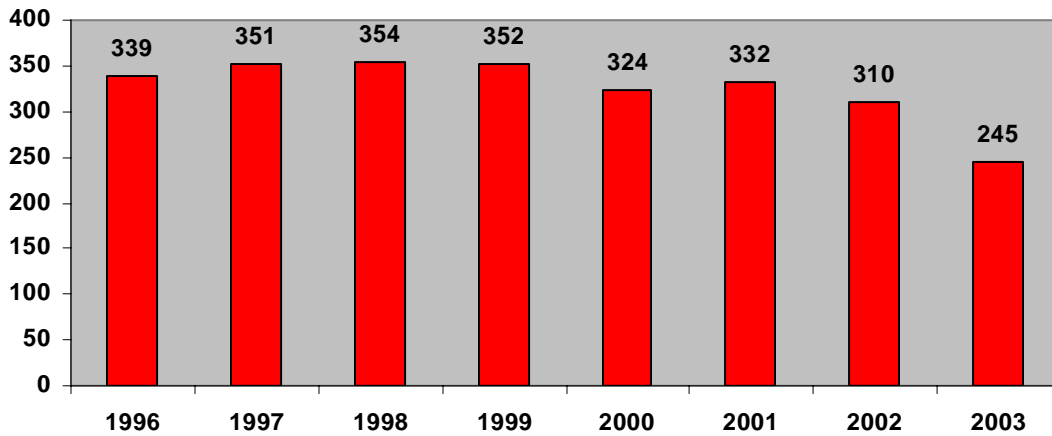
For More Information  
**HIV/AIDS Statistic: Keeven Murphy 501.661.2887**  
**HIV Service: Lola Thrower 501.661.2446**  
[www.healthyarkansas.com](http://www.healthyarkansas.com)



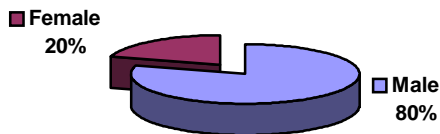
# Arkansas Department Of Health HIV/AIDS Surveillance

## HIV in ARKANSAS December 31, 2003

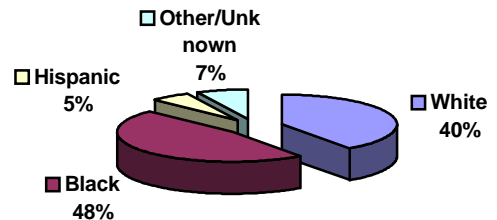
Reported Cases of HIV



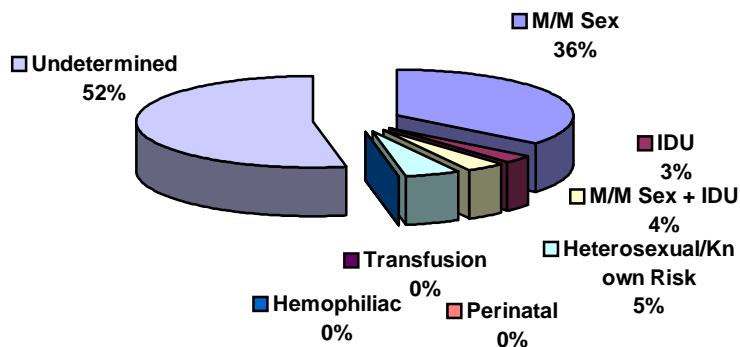
1983-2003 HIV Cumulative Cases 5,781



2003 - HIV by Race/Ethnicity



2003 - HIV cases by risk factor



-M/M Sex (Male/Male Sex)  
-IDU (injection Drug User)

# Arkansas Department Of Health HIV/AIDS Surveillance

## AIDS in ARKANSAS

**December 31, 2003**

Demographics	83-'95	1996	1997	1998	1999	2000	2001	2002	2003	Total	%
<b>Male</b>	<b>1619</b>	<b>213</b>	<b>179</b>	<b>173</b>	<b>159</b>	<b>163</b>	<b>163</b>	<b>165</b>	<b>126</b>	<b>2960</b>	<b>83</b>
<b>Female</b>	<b>238</b>	<b>54</b>	<b>46</b>	<b>39</b>	<b>30</b>	<b>43</b>	<b>47</b>	<b>60</b>	<b>41</b>	<b>598</b>	<b>17</b>
<b>Under 5</b>	<b>21</b>	<b>0</b>	<b>8</b>	<b>4</b>	<b>1</b>	<b>0</b>	<b>0</b>	<b>0</b>	<b>0</b>	<b>34</b>	<b>1</b>
<b>5--12</b>	<b>5</b>	<b>0</b>	<b>0</b>	<b>2</b>	<b>1</b>	<b>0</b>	<b>0</b>	<b>0</b>	<b>0</b>	<b>8</b>	<b>0</b>
<b>13--19</b>	<b>17</b>	<b>4</b>	<b>2</b>	<b>2</b>	<b>1</b>	<b>1</b>	<b>2</b>	<b>1</b>	<b>0</b>	<b>30</b>	<b>1</b>
<b>20--24</b>	<b>125</b>	<b>14</b>	<b>11</b>	<b>12</b>	<b>7</b>	<b>12</b>	<b>14</b>	<b>11</b>	<b>12</b>	<b>218</b>	<b>6</b>
<b>25--29</b>	<b>374</b>	<b>46</b>	<b>29</b>	<b>31</b>	<b>30</b>	<b>17</b>	<b>20</b>	<b>31</b>	<b>22</b>	<b>590</b>	<b>17</b>
<b>30--34</b>	<b>466</b>	<b>75</b>	<b>51</b>	<b>43</b>	<b>37</b>	<b>45</b>	<b>40</b>	<b>35</b>	<b>29</b>	<b>820</b>	<b>23</b>
<b>35--39</b>	<b>356</b>	<b>54</b>	<b>50</b>	<b>41</b>	<b>50</b>	<b>54</b>	<b>52</b>	<b>34</b>	<b>747</b>	<b>21</b>	
<b>40--44</b>	<b>221</b>	<b>37</b>	<b>35</b>	<b>27</b>	<b>37</b>	<b>39</b>	<b>35</b>	<b>49</b>	<b>41</b>	<b>521</b>	<b>14</b>
<b>45--49</b>	<b>119</b>	<b>20</b>	<b>20</b>	<b>19</b>	<b>23</b>	<b>15</b>	<b>20</b>	<b>22</b>	<b>14</b>	<b>272</b>	<b>8</b>
<b>50--54</b>	<b>57</b>	<b>5</b>	<b>6</b>	<b>15</b>	<b>7</b>	<b>13</b>	<b>14</b>	<b>12</b>	<b>8</b>	<b>137</b>	<b>4</b>
<b>55--59</b>	<b>41</b>	<b>7</b>	<b>4</b>	<b>1</b>	<b>7</b>	<b>9</b>	<b>4</b>	<b>5</b>	<b>3</b>	<b>81</b>	<b>2</b>
<b>60--64</b>	<b>27</b>	<b>1</b>	<b>1</b>	<b>4</b>	<b>4</b>	<b>4</b>	<b>6</b>	<b>4</b>	<b>2</b>	<b>53</b>	<b>1</b>
<b>65+</b>	<b>28</b>	<b>4</b>	<b>3</b>	<b>2</b>	<b>3</b>	<b>1</b>	<b>1</b>	<b>3</b>	<b>2</b>	<b>47</b>	<b>1</b>
<b>White</b>	<b>1282</b>	<b>145</b>	<b>130</b>	<b>119</b>	<b>115</b>	<b>116</b>	<b>97</b>	<b>86</b>	<b>77</b>	<b>2168</b>	<b>61</b>
<b>Black</b>	<b>555</b>	<b>116</b>	<b>89</b>	<b>85</b>	<b>72</b>	<b>82</b>	<b>107</b>	<b>131</b>	<b>71</b>	<b>1315</b>	<b>37</b>
<b>Hispanic</b>	<b>14</b>	<b>4</b>	<b>3</b>	<b>6</b>	<b>2</b>	<b>8</b>	<b>4</b>	<b>4</b>	<b>7</b>	<b>52</b>	<b>1</b>
<b>Other unknown</b>	<b>6</b>	<b>2</b>	<b>3</b>	<b>2</b>	<b>0</b>	<b>0</b>	<b>2</b>	<b>4</b>	<b>5</b>	<b>23</b>	<b>1</b>
<b>Male/Male Sex</b>	<b>1085</b>	<b>131</b>	<b>95</b>	<b>106</b>	<b>106</b>	<b>111</b>	<b>100</b>	<b>102</b>	<b>71</b>	<b>1907</b>	<b>54</b>
<b>Injection Drug User (IDU)</b>	<b>276</b>	<b>29</b>	<b>50</b>	<b>37</b>	<b>21</b>	<b>23</b>	<b>30</b>	<b>21</b>	<b>12</b>	<b>498</b>	<b>14</b>
<b>M/M Sex+IDU</b>	<b>196</b>	<b>24</b>	<b>10</b>	<b>10</b>	<b>10</b>	<b>9</b>	<b>10</b>	<b>5</b>	<b>12</b>	<b>287</b>	<b>8</b>
<b>Hetrosexual/ Known Risk</b>	<b>185</b>	<b>63</b>	<b>45</b>	<b>40</b>	<b>39</b>	<b>50</b>	<b>44</b>	<b>51</b>	<b>25</b>	<b>541</b>	<b>15</b>
<b>Transfusion</b>	<b>43</b>	<b>3</b>	<b>1</b>	<b>2</b>	<b>1</b>	<b>1</b>	<b>0</b>	<b>1</b>	<b>0</b>	<b>52</b>	<b>2</b>
<b>Pernatal</b>	<b>22</b>	<b>0</b>	<b>8</b>	<b>5</b>	<b>2</b>	<b>0</b>	<b>0</b>	<b>0</b>	<b>0</b>	<b>37</b>	<b>1</b>
<b>Hemophiliac</b>	<b>34</b>	<b>1</b>	<b>0</b>	<b>2</b>	<b>0</b>	<b>0</b>	<b>2</b>	<b>1</b>	<b>0</b>	<b>40</b>	<b>1</b>
<b>Undetermined</b>	<b>16</b>	<b>16</b>	<b>16</b>	<b>10</b>	<b>11</b>	<b>12</b>	<b>24</b>	<b>44</b>	<b>47</b>	<b>196</b>	<b>5</b>
<b>Total</b>	<b>1857</b>	<b>267</b>	<b>225</b>	<b>212</b>	<b>189</b>	<b>206</b>	<b>210</b>	<b>225</b>	<b>167</b>	<b>3558</b>	<b>100</b>

### For More Information

**HIV/AIDS Statistic: Keeven Murphy 501.661.2887**

**HIV Services: Lola Thrower 501.661.2466**

**www.healthylarkansas.com**

### AIDS CASES BY COUNTY

County	1983 06/30/03	01/01/02 12/31/02	Case Rate per100K
Arkansas	13	0	0.0
Ashley	19	0	0.0
Baxter	26	*	2.7
Benton	105	6	4.3
Boone	30	*	6.3
Bradley	14	0	0.0
Calhoun	8	*	17.7
Carroll	33	*	13.3
Chicot**	22	0	0.0
Clark	17	*	4.7
Clay	*	0	0.0
Cleburne	13	0	4.3
Cleveland	4	0	0.0
Columbia	23	*	8.1
Conway	21	*	10.1
Craighead	73	4	5.2
Crawford	41	4	7.8
Crittenden**	146	4	8.0
Cross**	21	*	10.4
Dallas	8	0	0.0
Desha	17	*	13.5
Drew	12	*	11.5
Faulkner	61	5	6.2
Franklin	9	*	6.0
Fulton	*	0	0.0
Garland	139	4	4.7
Grant	*	0	0.0
Greene	18	0	0.0
Hempstead**	23	*	9.1
Hot Spring	26	*	3.4
Howard	8	*	7.3
Independence	22	0	0.0
Izard	10	0	0.0
Jackson	5	*	5.7
Jefferson	143	8	9.9
Johnson	8	*	4.7
Lafayette	8	0	0.0
Lawrence	14	0	0.0
Lee	18	*	15.7
Lincoln	6	0	0.0
Little River	16	*	15.3
Logan	13	*	4.7
Lonoke	25	0	0.0
Madison	5	0	0.0
Marion	7	0	0.0
Miller	87	5	12.7
Mississippi**	43	*	2.0
Monroe**	14	0	0.0
Montgomery	5	0	0.0
Nevada	*	0	0.0
Newton	5	0	0.0
Ouachita	29	*	3.6
Perry	6	0	0.0
Phillips**	30	*	3.7
Pike	*	0	0.0
Poinsett	11	*	4.1
Polk	10	0	0.0
Pope	40	*	1.9
Prairie	8	0	0.0
Pulaski**	1185	40	11.5
Randolph	6	*	5.6
St. Francis**	62	*	7.2
Saline	29	*	2.6
Scott	*	0	0.0
Searcy	5	0	0.0
Sebastian	199	7	6.6
Sevier	9	0	0.0
Sharp	9	0	0.0
Stone	*	0	0.0
Union**	119	12	26.7
Van Buren	7	0	0.0
Washington	257	16	10.9
White	42	*	1.5
Woodruff	6	0	0.0
Yell	15	*	10.6
Prison	53	8	n/a

\*\*Denotes top ten case rates

\*Case number 1-3 are not indicated



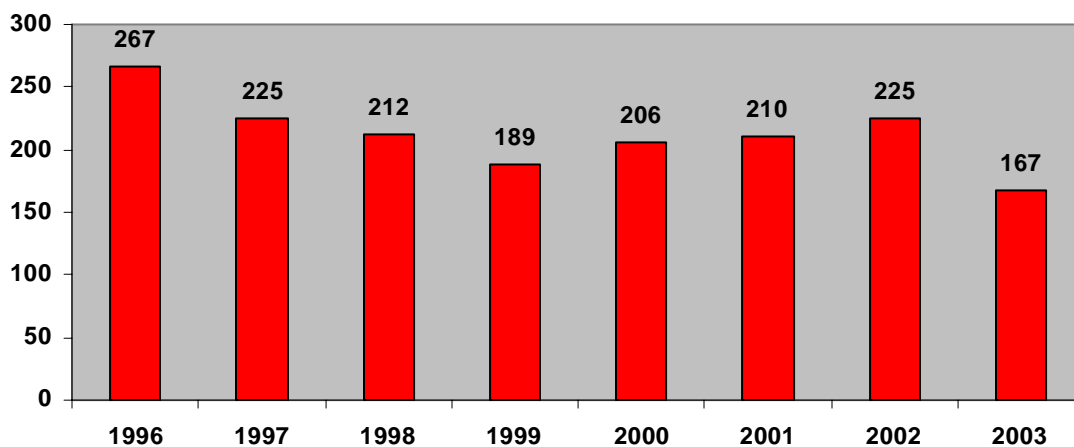
# Arkansas Department of Health

## HIV/AIDS Surveillance

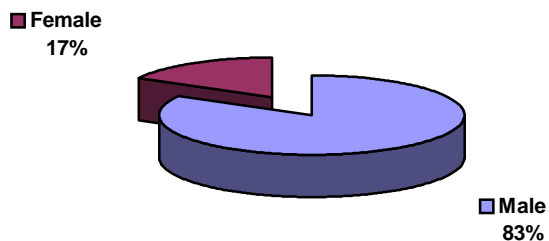
### AIDS in ARKANSAS

December 31, 2003

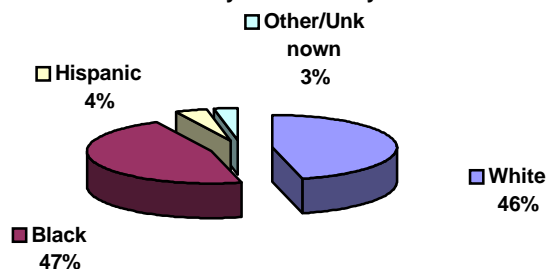
#### AIDS In Arkansas



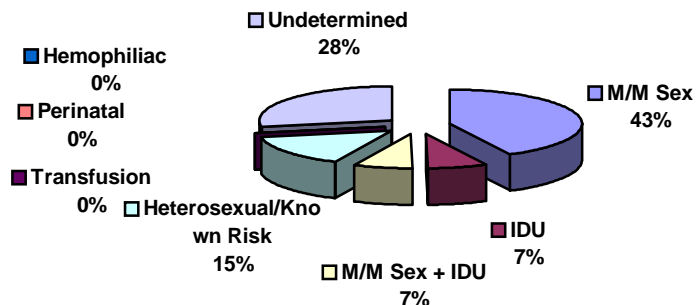
1983-2003 AIDS Cumulative Cases 3,558



2003 - AIDS by race/ethnicity



2003- AIDS by risk factor



-M/M Sex (Male/Male Sex)  
 -IDU (Injection Drug User)