

Arkansas - The Natural State

HIV/AIDS Report

September 30, 2003

SUMMARY

The cumulative total of HIV cases (1983-09/30/03) is 5716. Of that number, 3520 meet the AIDS case definition. Of that 3520 AIDS cases reported since 1983, 1544 (44%) have died.

For more information:

HIV/AIDS Statistic
Keeven Murphy

HIV Services
Lola Thrower

STD Program Manager
Mark Barnes

HIV Prevention Program Support Manager
Terre Roderick

501.661.2408

Arkansas Department Of Health

HIV/AIDS Surveillance

HIV in ARKANSAS


September 30, 2003

Demographics	83-'95	1996	1997	1998	1999	2000	2001	2002	2003	Total	%
Male	2619	262	261	284	268	251	233	229	138	4545	80
Female	555	77	90	70	84	73	99	81	42	1171	20
Under 5	34	1	8	4	6	3	0	4	0	60	1
5--12	9	0	0	0	3	0	0	0	0	12	0
13--19	114	21	18	10	11	7	11	8	6	206	4
20--24	406	29	36	32	40	33	33	35	20	664	12
25--29	705	60	53	59	45	43	55	35	24	1078	19
30--34	729	81	75	74	67	67	59	46	40	1239	22
35--39	534	70	64	75	68	73	63	57	34	1038	18
40--44	305	34	47	47	49	51	53	56	23	665	12
45--49	150	18	33	26	30	22	29	33	15	356	6
50--54	79	14	8	16	14	8	16	21	10	186	3
55--59	46	5	6	4	9	11	5	9	3	98	2
60--64	31	1	2	3	6	4	6	4	4	61	1
65+	32	5	1	4	4	2	2	2	1	53	1
White	1992	187	181	194	199	171	142	132	76	3274	59
Black	1147	143	161	150	144	139	171	160	80	2295	39
Hispanic	2	62	6	8	8	12	13	7	11	93	1
Other/ Unknown	13	3	3	2	1	2	6	11	13	54	1
Male/Male Sex	1680	160	141	169	168	161	132	127	61	2799	49
Injection Drug User (IDU)	506	36	63	49	46	38	36	24	5	800	14
M/M Sex+IDU	271	26	19	14	12	20	2	8	5	377	7
Heterosexual/ Known Risk	504	80	90	69	76	67	63	46	5	1000	18
Transfusion	49	2	1	2	1	0	0	0	0	55	1
Perinatal	35	1	8	4	9	3	0	2	0	62	1
Hemophiliac	45	0	0	2	0	0	3	2	0	52	1
Undetermined	84	34	29	46	42	35	96	101	104	571	10
Total	3174	339	351	354	352	324	332	310	180	5716	100

For More Information
HIV/AIDS Statistic: Keeven Murphy 501.661.2887
HIV Service: Lola Thrower 501.661.2446
www.healthyarkansas.com

County	HIV CASES BY COUNTY			Case Rate per 100K
	1983 06/30/03	01/01/02 12/31/02		
Arkansas	27	*		9.7
Ashley	24	*		4.1
Baxter	40	0		0
Benton	148	5		3.6
Boone	39	*		6.3
Bradley	20	0		0
Calhoun	9	0		0
Carroll	50	*		4.4
Chicot**	30	*		13.5
Clark	30	*		4.7
Clay	5	*		5.9
Cleburne	19	*		4.3
Cleveland	*	0		0
Columbia**	34	*		12.2
Conway	29	*		5.0
Craighead	125	7		9.0
Crawford	56	5		9.7
Crittenden**	276	21		41.9
Cross**	32	6		31.1
Dallas	10	0		0
Desha	23	0		0
Drew	19	*		5.7
Faulkner	86	4		5.0
Franklin	14	*		6.0
Fulton	4	0		0
Garland	219	8		9.5
Grant	6	0		0
Greene	33	*		2.7
Hempstead**	39	*		12.7
Hot Spring	32	*		6.9
Howard	14	*		7.3
Independence	34	*		3.0
Izard	11	*		7.6
Jackson	12	0		0
Jefferson	225	6		7.4
Johnson	12	0		0
Lafayette	10	0		0
Lawrence	14	0		0
Lee	24	0		0
Lincoln	7	*		7.0
Little River**	25	*		15.3
Logan	14	*		4.7
Lonoke	34	0		0
Madison	6	0		0
Marion	10	*		6.7
Miller	138	*		7.6
Mississippi	89	5		10.0
Monroe	22	*		10.0
Montgomery	7	0		0
Nevada	7	0		0
Newton	10	0		0
Ouachita	52	*		10.9
Perry	8	0		0
Phillips**	69	7		25.9
Pike	4	0		0
Poinsett	19	*		4.0
Polk	14	0		0
Pope	67	*		1.9
Prairie	8	*		10.8
Pulaski**	1904	129		36.9
Randolph	9	0		0
St. Francis	109	*		10.8
Saline	49	7		8.9
Scott	4	0		0
Searcy**	7	*		12.8
Sebastian	309	11		10.4
Sevier	15	*		6.8
Sharp	13	0		0
Stone	6	0		0
Union**	199	11		24.5
Van Buren	7	0		0
Washington	395	13		8.9
White	63	4		6.1
Woodruff	6	0		0
Yell	20	*		5.3
Prison	145	13		n/a

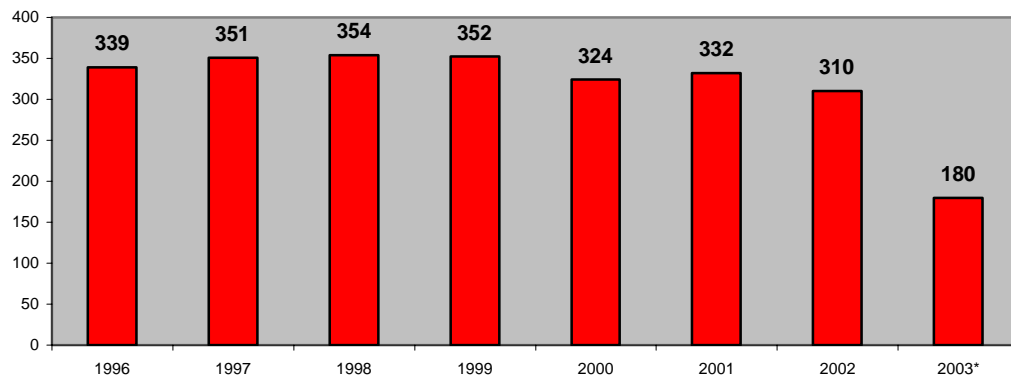
**Top ten case rates *Case Number 1-3 are not indicated



Arkansas Department Of Health HIV/AIDS Surveillance

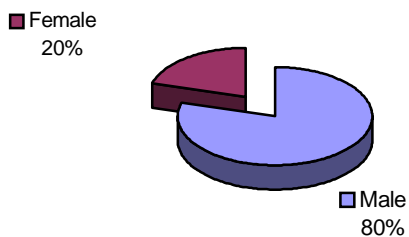
HIV in ARKANSAS September 30, 2003

New Cases of HIV

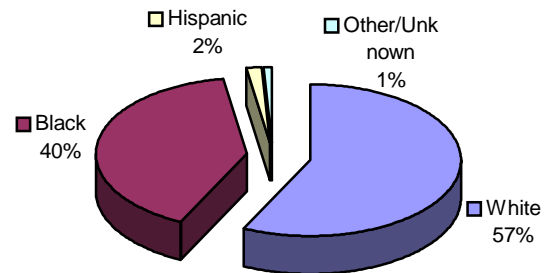


*First 3 quarters of 2003

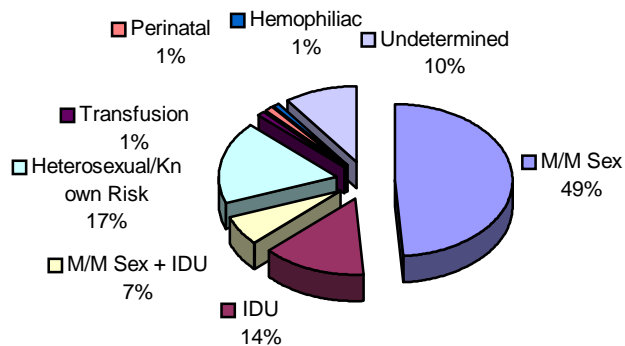
HIV Cumulative Cases 5,716



HIV by Race/Ethnicity



HIV cases by risk factor



-M/M Sex (Male/Male Sex)
-IDU (Injection Drug User)

Arkansas Department Of Health HIV/AIDS Surveillance

AIDS in ARKANSAS
September 30, 2003

Demographics	83-'95	1996	1997	1998	1999	2000	2001	2002	2003	Total	%
Male	1619	213	179	173	159	163	163	165	97	2931	83
Female	238	54	46	39	30	43	47	60	32	589	17
Under 5	21	0	8	4	1	0	0	0	0	34	1
5--12	5	0	0	2	1	0	0	0	0	8	0
13--19	17	4	2	2	1	1	2	1	0	30	1
20--24	125	14	11	12	7	12	14	11	8	214	6
25--29	374	46	29	31	30	17	20	31	14	582	17
30--34	466	75	51	43	37	45	40	35	26	817	23
35--39	356	54	55	50	41	50	54	52	25	738	21
40--44	221	37	35	27	37	39	35	49	35	515	14
45--49	119	20	20	19	23	15	20	22	8	266	8
50--54	57	5	6	15	7	13	14	12	7	134	4
55--59	41	7	4	1	7	9	4	5	2	80	2
60--64	27	1	1	4	4	4	6	4	2	53	1
65+	28	4	3	2	3	1	1	3	2	47	1
White	1282	145	130	119	115	116	97	86	62	2152	61
Black	555	116	89	85	72	82	107	131	58	1295	37
Hispanic	14	4	3	6	2	8	4	4	6	51	1
Other unknown	6	2	3	2	0	0	2	4	3	22	1
Male/Male Sex	1085	131	95	105	106	111	100	102	58	1894	54
Injection Drug User (IDU)	276	29	50	37	21	23	30	21	11	497	14
M/M Sex+IDU	196	24	10	10	10	9	10	5	9	284	8
Hetrosexual/ Known Risk	185	63	45	40	39	50	44	51	17	533	15
Transfusion	43	3	1	2	1	1	0	1	0	52	2
Pernatal	22	0	8	5	2	0	0	0	0	37	1
Hemophiliac	34	1	0	2	0	0	2	1	0	40	1
Undetermined	16	16	16	11	11	12	24	44	34	183	5
Total	1857	267	225	212	189	206	210	225	129	3520	100

For More Information

HIV/AIDS Statistic: Keeven Murphy 501.661.2887

HIV Services: Lola Thrower 501.661.2466

www.healthylarkansas.com

AIDS CASES BY COUNTY

County	1983 06/30/03	01/01/02 12/31/02	Case Rate per100K
Arkansas	13	*	4.8
Ashley	19	*	8.2
Baxter	26	0	0.0
Benton	104	4	2.6
Boone	30	*	2.9
Bradley	14	0	0.0
Calhoun	8	0	0.0
Carroll	33	0	0.0
Chicot**	22	4	28.4
Clark	17	0	0.0
Clay	*	0	0.0
Cleburne	13	*	0.0
Cleveland	4	0	0.0
Columbia	22	*	7.8
Conway	21	0	0.0
Craighead	73	*	3.6
Crawford	39	*	1.9
Crittenden**	145	14	28.0
Cross**	20	6	23.9
Dallas	8	0	0.0
Desha	17	0	0.0
Drew	12	*	5.3
Faulkner	60	0	0.0
Franklin	9	0	0.0
Fulton	*	0	0.0
Garland	138	5	5.5
Grant	*	0	0.0
Greene	18	*	2.7
Hempstead**	23	*	12.6
Hot Spring	26	0	0.0
Howard	8	0	0.0
Independence	22	*	2.9
Izard	10	*	7.5
Jackson	5	0	0.0
Jefferson	140	5	6.2
Johnson	7	0	0.0
Lafayette	8	*	0.0
Lawrence	14	0	0.0
Lee	18	0	0.0
Lincoln	6	0	0.0
Little River	16	*	7.3
Logan	12	0	0.0
Lonoke	25	0	0.0
Madison	5	0	0.0
Marion	7	0	0.0
Miller	85	4	10.0
Mississippi**	42	10	19.0
Monroe**	14	*	19.6
Montgomery	5	0	0.0
Nevada	*	0	0.0
Newton	5	0	0.0
Ouachita	29	*	7.0
Perry	6	*	9.8
Phillips**	29	5	18.5
Pike	*	0	0.0
Poinsett	10	0	0.0
Polk	10	0	0.0
Pope	40	*	3.6
Prairie	8	*	10.5
Pulaski**	1173	84	25.2
Randolph	6	*	5.5
St. Francis**	62	7	23.8
Saline	28	5	6.0
Scott	*	0	0.0
Searcy	5	0	0.0
Sebastian	199	7	6.1
Sevier	9	0	0.0
Sharp	9	0	0.0
Stone	*	0	0.0
Union**	118	10	22.0
Van Buren	7	0	0.0
Washington	253	7	4.4
White	41	5	7.5
Woodruff	6	0	11.4
Yell	15	0	0.0
Prison	51	13	n/a

**Denotes top ten case rates

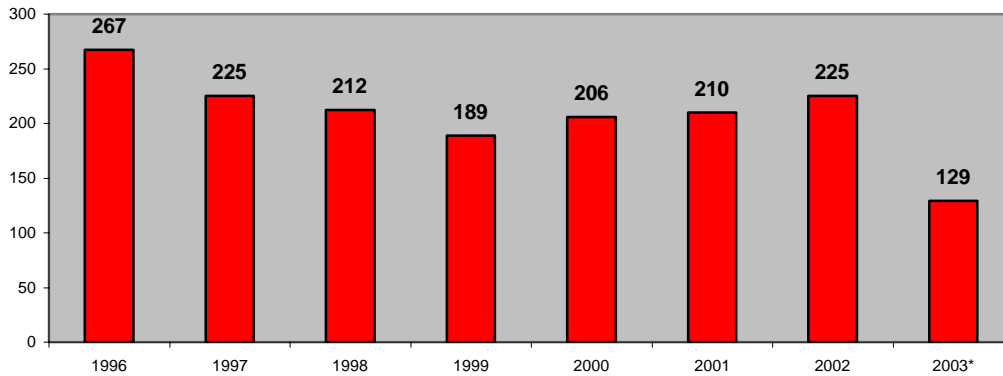
*Case number 1-3 are not indicated



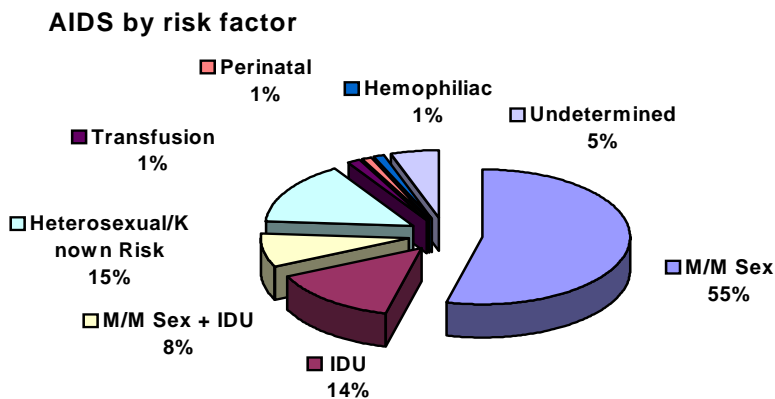
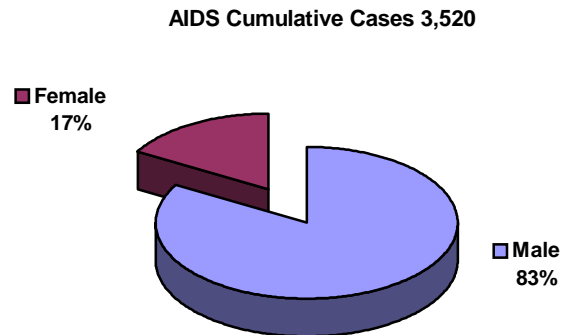
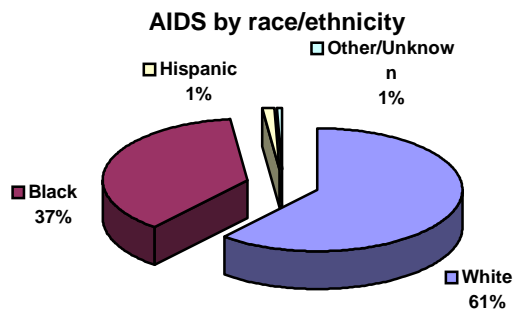
Arkansas Department Of Health HIV/AIDS Surveillance

AIDS in ARKANSAS September 30, 2003

AIDS In Arkansas



*First 3 quarters of 2003



-M/M Sex (Male/Male Sex)
-IDU (Injection Drug User)