




Arkansas WIC Breast Pump Guide 2/08

	<p>MANUAL OR HAND PUMP</p> <ul style="list-style-type: none">❑ For occasional or short term pumping. (i.e. stay at home mothers, mild engorgement, short separations etc)❑ Unit contains a standard 24 mm shield (flange) and a 27 mm shield option❑ Not intended for reuse, not to be returned❑ Order # CL – 141
	<p>PERSONAL DOUBLE ELECTRIC PUMP or ADVANCED MODEL</p> <ul style="list-style-type: none">❑ For mothers of premature infants or infants with serious or chronic medical problems and mothers returning to work or school❑ Unit contains a standard 24 mm shield (flange) and a 27 mm shield option❑ Not intended for reuse, not to be returned❑ Order # CL - 147
	<p>LACTINA (DOUBLE ELECTRIC PISTON PUMP)</p> <ul style="list-style-type: none">❑ Loan for short-term medical complications of mother or infant (i.e., severe engorgement, nipple trauma, temporary latch-on problem, surgery separation etc.)❑ Reusable loaner pump; property of LHU. Must be cleaned with 1:10 bleach solution after each loan.❑ Not available in all counties. <p>Order collection kit # CL - 139</p>

To be eligible for a breast pump, a mother must be on WIC as a “Breastfeeding Woman”.

Issuance must be documented on the WIC 5, “Comments Section” and the Drug Inventory Accountability Inventory Form (PhA:CPS-5) for breast pumps.

Call WIC Breastfeeding 1-800-445-6175 for further information.